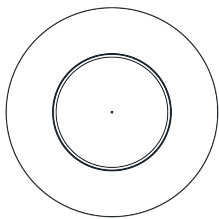


LUNAIRE

Ferréol Babin, 2013

Lunaire is a wall and ceiling lamp with a surprising light effect, reminiscent of the phenomenon produced by eclipses. A smaller front disc containing the light source is set inside a large concave aluminium diffuser. Two different effects are possible depending on how the small disc is positioned with respect to the diffuser: back lighting when the front disc is closed, in other words pushed towards the wall, or from inside the diffuser when the disc is pulled forward. Simply pulling or pushing the rod on the front of the disc immediately changes the lighting effect to suit the mood. Thanks to the large diameter of the diffuser, Lunaire is the perfect lighting solution for big areas, they residential or contract.

Wall lamp with adjustable light by means of the closing cap placed on the reflector. Polyethylene rear body. Reflector and cap made of painted metal. Bulb not included.



ø 75 cm

MADE IN

IT

DIMMER

Not dimmable

CERTIFICATIONS

CE **IP40**

COLOR



MATERIAL DESCRIPTION

polymer, painted metal

COLOR DESCRIPTION SKU

white

GROUP TENSION

Integrated Led

ENERGY CLASS

E

LIGHT SOURCE

LED 28,6W (3000K, CRI>80, 3650Lm)

SKU

F424665350BILE

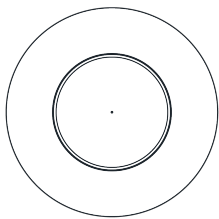


LUNAIRE

Ferréol Babin, 2013

Lunaire is a wall and ceiling lamp with a surprising light effect, reminiscent of the phenomenon produced by eclipses. A smaller front disc containing the light source is set inside a large concave aluminium diffuser. Two different effects are possible depending on how the small disc is positioned with respect to the diffuser: back lighting when the front disc is closed, in other words pushed towards the wall, or from inside the diffuser when the disc is pulled forward. Simply pulling or pushing the rod on the front of the disc immediately changes the lighting effect to suit the mood. Thanks to the large diameter of the diffuser, Lunaire is the perfect lighting solution for big areas, they residential or contract.

Wall lamp with adjustable light by means of the closing cap placed on the reflector. Polyethylene rear body. Reflector and cap made of painted metal. Bulb not included.



ø 75 cm

MADE IN

IT

DIMMER

Not dimmable

CERTIFICATIONS

CE **EAC** **IP40**

COLOR



MATERIAL DESCRIPTION

polymer, painted metal

COLOR DESCRIPTION SKU

black

GROUP TENSION

Integrated Led

ENERGY CLASS


E

LIGHT SOURCE

LED 28,6W (3000K, CRI>80, 3650Lm)

SKU

F424665350NELE

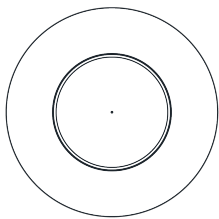


LUNAIRE

Ferréol Babin, 2013

Lunaire is a wall and ceiling lamp with a surprising light effect, reminiscent of the phenomenon produced by eclipses. A smaller front disc containing the light source is set inside a large concave aluminium diffuser. Two different effects are possible depending on how the small disc is positioned with respect to the diffuser: back lighting when the front disc is closed, in other words pushed towards the wall, or from inside the diffuser when the disc is pulled forward. Simply pulling or pushing the rod on the front of the disc immediately changes the lighting effect to suit the mood. Thanks to the large diameter of the diffuser, Lunaire is the perfect lighting solution for big areas, they residential or contract.

Wall lamp with adjustable light by means of the closing cap placed on the reflector. Polyethylene rear body. Reflector and cap covered in gold leaf. Bulb not included.



ø 75 cm

MADE IN

IT

DIMMER

Not dimmable

CERTIFICATIONS

CE **IP40**

COLOR



MATERIAL DESCRIPTION

polymer, high-quality metal

COLOR DESCRIPTION SKU

copper

GROUP TENSION

Integrated Led

ENERGY CLASS


E

LIGHT SOURCE

LED 28,6W (3000K, CRI>80, 3650Lm)

SKU

F424665370RMLE

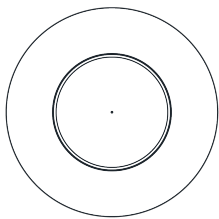


LUNAIRE

Ferréol Babin, 2013

Lunaire is a wall and ceiling lamp with a surprising light effect, reminiscent of the phenomenon produced by eclipses. A smaller front disc containing the light source is set inside a large concave aluminium diffuser. Two different effects are possible depending on how the small disc is positioned with respect to the diffuser: back lighting when the front disc is closed, in other words pushed towards the wall, or from inside the diffuser when the disc is pulled forward. Simply pulling or pushing the rod on the front of the disc immediately changes the lighting effect to suit the mood. Thanks to the large diameter of the diffuser, Lunaire is the perfect lighting solution for big areas, they residential or contract.

Wall lamp with adjustable light by means of the closing cap placed on the reflector. Polyethylene rear body. Reflector and cap covered in gold leaf. Bulb not included.



ø 75 cm

MADE IN

IT

DIMMER

Not dimmable

CERTIFICATIONS

CE **IP40**

COLOR



MATERIAL DESCRIPTION

polymer, high-quality metal

COLOR DESCRIPTION SKU

copper

GROUP TENSION

Integrated Led

ENERGY CLASS


E

LIGHT SOURCE

LED 28,6W (3000K, CRI>80, 3650Lm)

SKU

F424665370RMLE

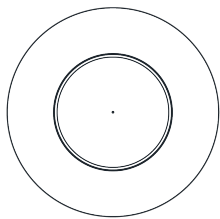


LUNAIRE

Ferréol Babin, 2013

Lunaire is a wall and ceiling lamp with a surprising light effect, reminiscent of the phenomenon produced by eclipses. A smaller front disc containing the light source is set inside a large concave aluminium diffuser. Two different effects are possible depending on how the small disc is positioned with respect to the diffuser: back lighting when the front disc is closed, in other words pushed towards the wall, or from inside the diffuser when the disc is pulled forward. Simply pulling or pushing the rod on the front of the disc immediately changes the lighting effect to suit the mood. Thanks to the large diameter of the diffuser, Lunaire is the perfect lighting solution for big areas, they residential or contract.

Wall lamp with adjustable light by means of the closing cap placed on the reflector. Polyethylene rear body. Reflector covered in gold leaf and cap made of painted metal. Bulb not included.



ø 75 cm

MADE IN

IT

DIMMER

Not dimmable

CERTIFICATIONS

CE **EAC** **IP40**

COLOR



MATERIAL DESCRIPTION

polymer, high-quality metal

COLOR DESCRIPTION SKU

gold, black

GROUP TENSION

Integrated Led

ENERGY CLASS


E

LIGHT SOURCE

LED 28,6W (3000K, CRI>80, 3650Lm)

SKU

F424665360ONLE

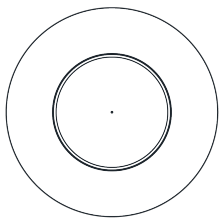


LUNAIRE

Ferréol Babin, 2013

Lunaire is a wall and ceiling lamp with a surprising light effect, reminiscent of the phenomenon produced by eclipses. A smaller front disc containing the light source is set inside a large concave aluminium diffuser. Two different effects are possible depending on how the small disc is positioned with respect to the diffuser: back lighting when the front disc is closed, in other words pushed towards the wall, or from inside the diffuser when the disc is pulled forward. Simply pulling or pushing the rod on the front of the disc immediately changes the lighting effect to suit the mood. Thanks to the large diameter of the diffuser, Lunaire is the perfect lighting solution for big areas, they residential or contract.

Wall lamp with adjustable light by means of the closing cap placed on the reflector. Polyethylene rear body. Reflector covered in copper leaf and cap made of painted metal. Bulb not included.



ø 75 cm

MADE IN

IT

DIMMER

Not dimmable

CERTIFICATIONS

CE **EAC** **IP40**

COLOR



MATERIAL DESCRIPTION

polymer, high-quality metal

COLOR DESCRIPTION SKU

copper, black

GROUP TENSION

Integrated Led

ENERGY CLASS

E

LIGHT SOURCE

LED 28,6W (3000K, CRI>80, 3650Lm)

SKU

F424665360RNLE