

BONALDO

Groove

Designer: Mauro Lipparini

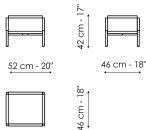
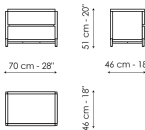
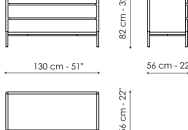


The elements of the system have been designed with a focus on the linear, graphic purity created by the wooden modules that form the drawers, sides and top, resting on a metal structure that serves as a base. The simple geometry of the modular elements emphasises their practical function: this

is mainly the case with the grooves on the front section, which are particularly highlighted by the design and serve as handles without being visible.



Data sheet

		
Bedside table with one drawer	Bedside table with two drawers	Drawer chest
Width: 52cm	Width: 70cm	Width: 130cm
Depth: 46cm	Depth: 46cm	Depth: 56cm
Height: 42cm	Height: 51cm	Height: 82cm

Frame

Wood



Veneered wood
Walnut Canaletto


Base

Metal




Painted metal
Mat anthracite
grey


Plus Metal




Painted metal
Mat bronze



Painted metal
Mat lead



Painted metal
Mat pearl gold



Painted metal
Mat platinum

The samples above represent the complete range of materials and finishes available for this product (regardless of the top shape or size, in the case of tables). Fabrics, eco-leather, leather and emery leather shown in this website are a selection. Colors and finishes are approximate and may slightly differ from actual ones. Please visit Bonaldo dealers to see the complete sample collection and get further details about our products.