

MAGIS

Vigna by Martino Gamper



Martino Gamper



Profile:

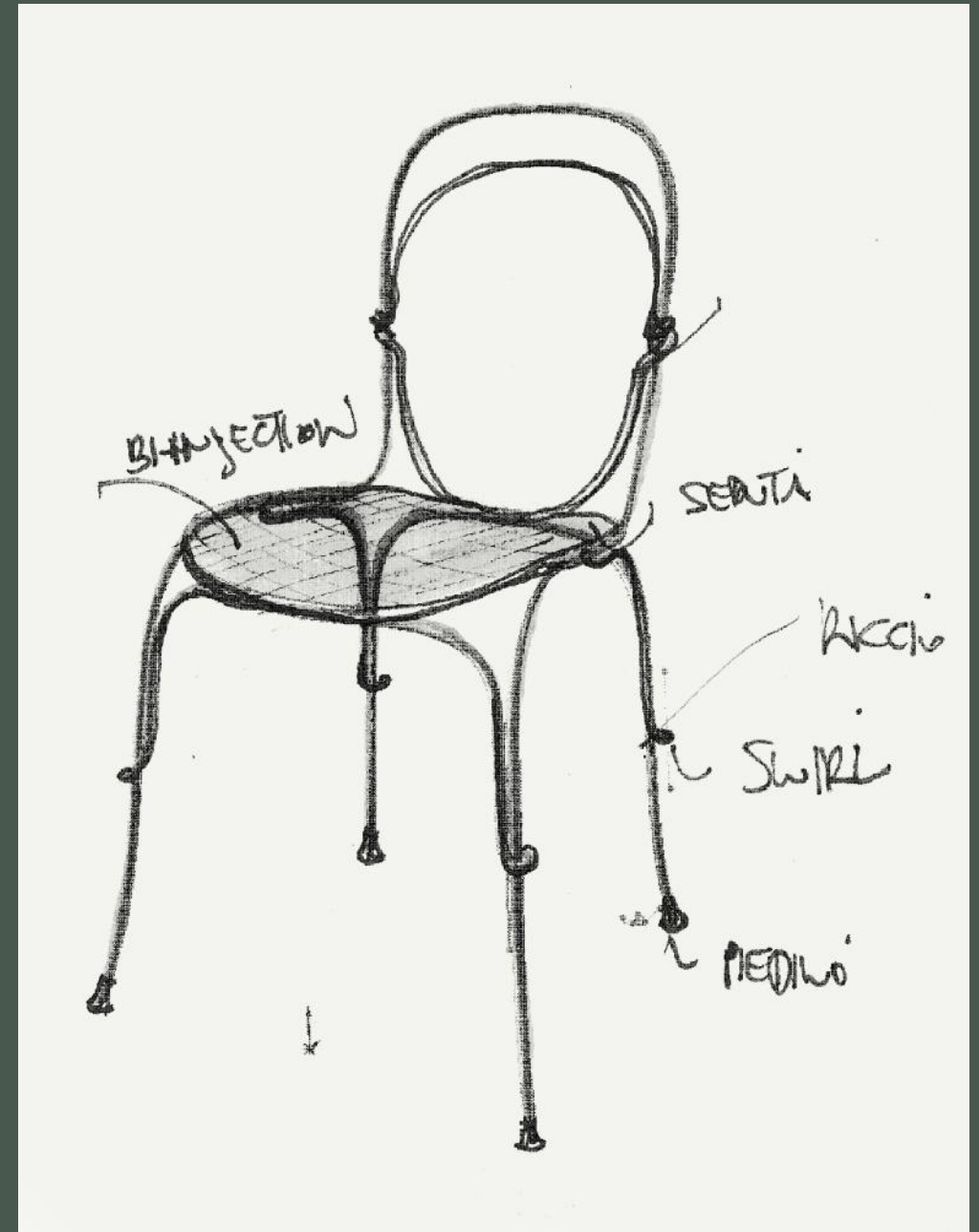
Martino Gamper (born in 1971 in Merano, Italy) lives and works in London. Starting as an apprentice with a furniture maker in Merano, Gamper went on to study sculpture under Michelangelo Pistoletto at the Academy of Fine Arts, Vienna. He completed a Master in 2000 from the Royal College of Art, London, where he studied under Ron Arad.

Working in both design and art venues, Martino Gamper engages in a variety of projects from exhibition design, inte-

rior design, one-off commissions and the design of mass-produced products for the cutting edge of the international furniture industry, such as Magis. Gamper has presented his works and projects internationally in many selected exhibitions, and he was also the recipient of the Moroso Award for Contemporary Art in 2011 and of the Brit Insurance Designs of the Year Furniture Award in 2008 for his project '100 Chairs in 100 Days'.



Design and



The steel rod chair Vigna for Magis is Martino Gamper's first industrial design. Like a climbing plant, the swirl of twisting rod creates a structural feature support the chair leg as well as being a decorative element. The seat is in bi-injection-moulded plastic, a technology that offers the possibility to obtain a seat in numerous two-tone colour combinations. Alongside the chair, we also developed the design for a number of tables: a round table with a central column of twisted steel rods, and one square four-legged table with the same climbing swirl feature seen on the chair legs.

Engineering



“ The structure in steel rod painted in polyester powder resembles



the branches of a climbing plant that support the seat ”



Information



Product

Chair

The frame is in steel rod, cathoretically treated and painted in polyester powder. The seat is in bi-injection moulded polypropylene. Vigna is available in 4 different colours, is stackable up to 3 pieces and is suitable for outdoor use.

Tables

The frame is in steel rod, cathoretically treated and painted in polyester powder. The top is in Werzalit. Suitable for outdoor use.



Chair



Frame / Purple violet 5047
Seat in polypropylene / Purple violet 1487 C / Red 1123 C



Frame / Granite grey 5072
Seat in polypropylene / Granite grey 1423 C / Green 1288 C



Frame / White 5110
Seat in polypropylene / White 1673 C / Grey 1417 C




Frame / Warm Grey 5117
Seat in polypropylene / Warm Grey 1419 C / Curry 1015 C




Seat in polypropylene



Seat in polypropylene



Seat in polypropylene



Seat in polypropylene

Tables



Frame / Purple violet 5047
Top / Werzalit white 9000
Ø60



Frame / Granite grey 5072
Top / Werzalit white 9000
Ø60



Frame / White 5110
Top / Werzalit white 9000
Ø60



Frame / Warm Grey 5117
Top / Werzalit white 9000
Ø60



Frame / Purple violet 5047
Top / Werzalit white 9000
80x80



Frame / Granite grey 5072
Top / Werzalit white 9000
80x80

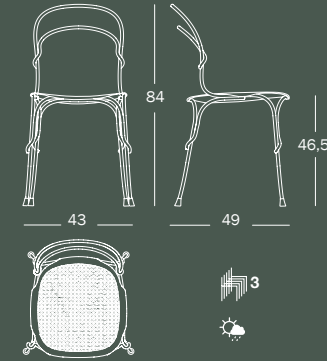


Frame / White 5110
Top / Werzalit white 9000
80x80

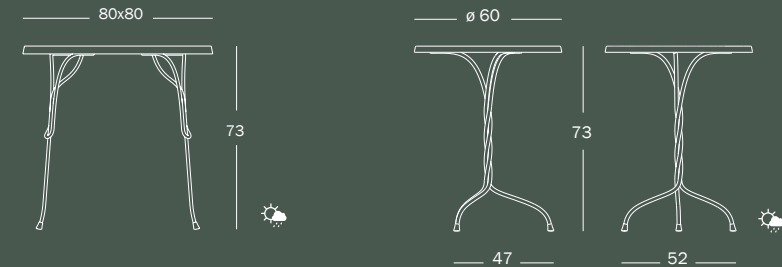


Frame / Warm Grey 5117
Top / Werzalit white 9000
80x80

Chair



Tables



PRODUCT CARE

We recommend using a soft rag, either dry or wet. When needed, use ph-balanced soap diluted in water. Do not use abrasive sponges as they may leave scratches. Avoid using acidic products, solvents and products containing ammonia. Periodic and correct maintenance allows the product to keep its original aspect and lengthens the duration of its performance.

WARNING

Do not use different cleaning products from the ones mentioned above. Do not use the product in an improper way. Do not place hot objects on it, stand on it or use the product as a ladder. Once disused, please make sure that this product is disposed in an environment-friendly way.



