

# MIDJ INITALY



## Nexus Table

design Andrea Lucatello

Fixed table with Baydur® base or Baydur® with brushed concrete, also available in a two-color version. Glass, crystalceramic or solid wood top.

Solid wood top available for size 250x106 cm.

Glass and crystalceramic top (rectangular with rounded corners) available for sizes 220x116, 250x120, oval 280x120.

### Colors and Materials

#### Structure




**Baydur**  
3 Colors




**Baydur with  
brushed concrete  
effect**  
2 Colors

#### Coating




**Extraclear  
transparent glass**




**Glossy fumè glass**




**Crystalceramic with  
effect calacatta  
marble**




**Crystalceramic  
glossy black greek  
marble**



**Crystalceramic with  
effect noir desir  
marble**



**Venetian  
crystalceramic**

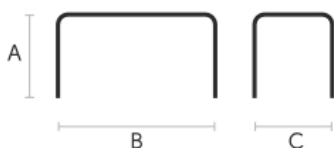


**Solid oak straight  
edge**



**Solid walnut bark  
edge**

### Dimensions



A (cm)	B (cm)	C (cm)
(inch)	(inch)	(inch)

<b>220x116</b> <b>(cm)</b> (inch)	76 29.9	220 86.6	116 45.7
<b>250x106</b> <b>(cm)</b> (inch)	78 30.7	250 98.4	106 41.7
<b>250x120</b> <b>(cm)</b> (inch)	76 29.9	250 98.4	120 47.2
<b>280x120</b> <b>(cm)</b> (inch)	76 29.9	280 110.2	120 47.2

## Volumetric Details

**Weight** 130 Kg  
**Volume** 1.3 mc  
**Package** 2

## Materials Certifications

### Solid oak straight edge

#### FEATURES AND PLUS

Solid wood tops are obtained from the trunk of the tree, in particular from the heartwood, or the inner part (the less young one). Each top has unique characteristics in terms of veins and knots due to the natural origin of the material. To reach the widths necessary for the realization of a top for domestic use, several floorboards/strips are joined together in an effort to maintain the greater possible uniformity.

#### MAINTENANCE

For the regular cleaning schedule of Solid woos tops, use a wet sponge with mild soap diluted in water or specific products. Dry after each application with a cloth or absorbent paper. Do not use abrasive products. In case of accidental release of liquid substances, dab immediately the surface with absorbent paper or a dry, clean cloth. Avoid proximity to heat sources. Expose the solid wood surfaces to light, for example by opening periodically the extensions of the tables that are placed inside the structures, or by moving any objects such as vases and accessories generally resting on the top.