



Badù Extendable Table

design Midj R&D, 2014

Badù extendable table with lacquered steel structure and top available in several materials and finishes.

Colors and Materials

Structure




White steel




Black steel



Sand steel




Brown steel



Grafite steel

Coating



Melamine

8 Colors



Laquered MDF


5 Colors



White fenix




Black fenix




Glossy sand glass




Matt sand antiscratch glass




Matt graphite antiscratch glass




Extra clear matt white antiscratch glass




Extraclear glossy white glass




Lead crystalceramic




Charcoal savoia crystalceramic




Cement savoia crystalceramic




Emperador marble crystalceramic




Crystalceramic with effect calacatta marble




Crystalceramic glossy black greek marble



Crystalceramic with effect noir desir marble



Venetian crystalceramic



Oxide white crystalceramic



Corten
crystalceramic


Extensions



Melamine
8 Colors



Laquered MDF
5 Colors

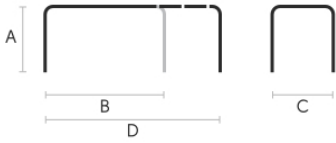


White fenix



Black fenix

Dimensions



Volumetric Details

Weight 101 Kg
Volume 0.4 mc
Package 6

| | A (cm) (inch) | B (cm) (inch) | C (cm) (inch) | D (cm) (inch) |
|-------------------------------------|---------------------|---------------------|---------------------|---------------------|
| 100/140x70 (cm) (inch) | 75 29.5 | 100 39.4 | 70 27.6 | 140 55.1 |
| 120/170x80 (cm) (inch) | 75 29.5 | 120 47.2 | 80 31.5 | 170 66.9 |
| 140/200x90 (cm) (inch) | 75 29.5 | 140 55.1 | 90 35.4 | 200 78.7 |
| L | | | | |
| 140/230x90 (cm) (inch) | 75 29.5 | 140 55.1 | 90 35.4 | 230 90.6 |
| XL | | | | |
| 110/245x80 (cm) (inch) | 75 29.5 | 110 43.3 | 80 31.5 | 245 96.5 |
| XL | | | | |
| 140/290x90 (cm) (inch) | 75 29.5 | 140 55.1 | 90 35.4 | 290 114.2 |