

### CARATTERISTICHE STANDARD

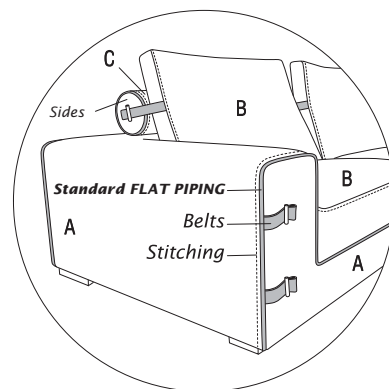
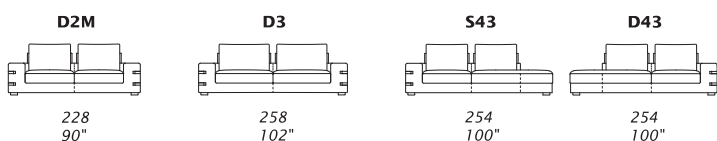
- Struttura in legno e multistrato, molleggio seduta con cinghie elastiche.
- Profondità seduta 68 cm.
- Altezza seduta 43 cm.
- Larghezza braccio 29 cm.
- Altezza braccio 55 cm.
- Cuscini seduta in poliuretano rivestiti in falda.
- Cuscini schienale in piuma con inserto in poliuretano.
- Piedi in legno altezza 4 cm.
- Inserimento letto non possibile.
- Cucitura CUC 503 B.

### STANDARD FEATURES

- Hard wood frame, seat suspensions in reinforced elastic webbing.
- Seat depth 68 cm - 27".
- Seat height 43 cm - 17".
- Armrest width 29 cm - 11".
- Armrest height 55 cm - 22".
- Seat cushions in polyurethane covered with wadding.
- Back cushions in feather with insert in polyurethane.
- Wood legs height 4 cm - 1 1/2".
- Folding bed not available.
- Stitching CUC 503 B.

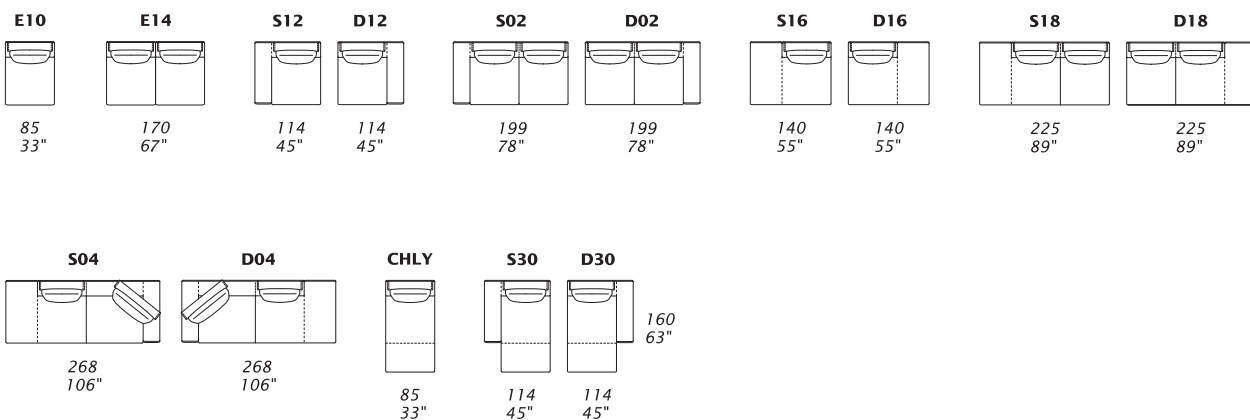
# GREGORY

## Scheda tecnica - Technical sheet



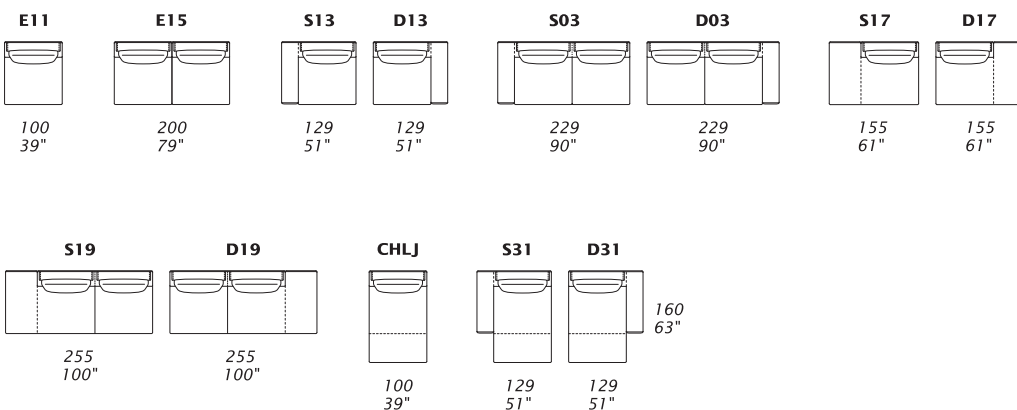
### Y

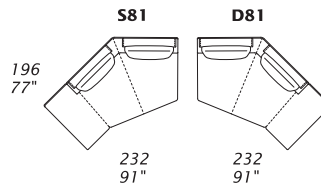
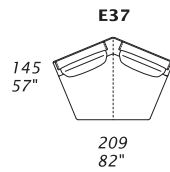
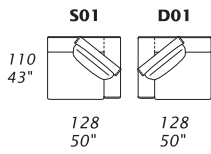
tutti gli elementi del gruppo Y hanno lo stesso modulo di seduta - all items in group Y have the same seat width



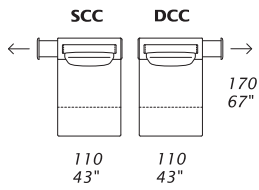
### J

tutti gli elementi del gruppo J hanno lo stesso modulo di seduta - all items in group J have the same seat width

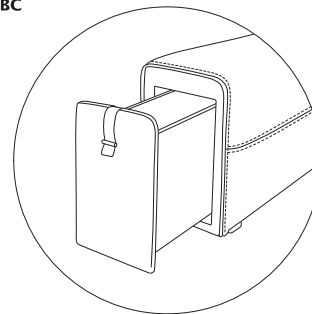
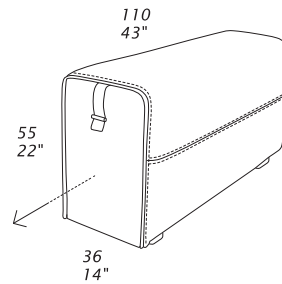




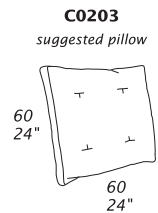
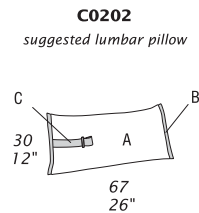
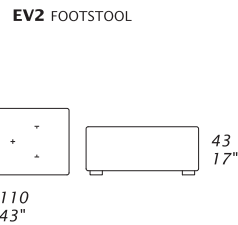
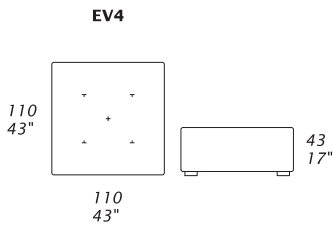
## CHAISE LONGUE WITH STORAGE ARM



## STORAGE ARM



INNER DIMENSIONS:  
72 X H32.5 X 18CM  
28" X H13" X 7"



## EV4, EV2 AND C0203 STANDARD WITH TUFTING

### NOTE

- Dimensioni: la prima cifra indica i centimetri, la seconda cifra indica i pollici.
- Utilizzando elementi di famiglie diverse (Y - J) si avranno composizioni con sedute di larghezza diverse tra di loro.
- Gli elementi S01/D01, E37, S81/D81 e SCC/DCC possono essere utilizzati indifferentemente con i gruppi Y - J.
- Braccio contenitore EBC, interno 72 x H 32,5 x 18 cm.
- Cuscini consigliati C0202 e C0203.
- Si prega di specificare i rivestimenti A,B and C.

### NOTES

- Dimensions: the first figure shows sizes in centimeters, the second in inches.
- Mixing above groups (Y - J) will create sectionals with different seat widths.
- Corner pieces S01/D01, E37, S81/D81 and SCC/DCC are odd pieces and can be used with all above groups Y - J.
- EBC Storage arm, inner dimensions 28" x H 13" x 7".
- Suggested pillows C0202 and C0203.
- Please advise covers for A, B and C.