

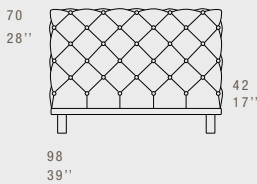
# ASTON

## STANDARD FEATURES

- Hard wood frame, seat suspensions in reinforced elastic webbing.
- Seat depth 68 cm - 27".
- Seat height 42 cm - 17".
- Armrest width 29 cm - 11".
- Armrest height 70 cm - 28".
- Seat cushions in polyurethane covered with feather.
- Frame padding in polyurethane.
- Legs covered with leather height 10 cm - 4".
- Folding bed not available.
- Handmade Capitonné.

## CARATTERISTICHE STANDARD

- Struttura in legno e multistrato, molleggio seduta con cinghie elastiche.
- Profondità seduta 68 cm.
- Altezza seduta 42 cm.
- Larghezza braccio 29 cm.
- Altezza braccio 70 cm.
- Cuscini seduta in poliuretano con materassina in piuma.
- Imbottitura fusto in poliuretano.
- Piedi rivestiti in pelle altezza 10 cm.
- Inserimento letto non possibile.
- Lavorazione Capitonné realizzata a mano.



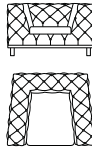
## NOTES

- Dimensions: the first figure shows sizes in centimeters, the second in inches.
- Suggested pillows C11 and C12 (CUC 501B).
- For more pillows please check accessories price list.
- Metal legs height 11 cm - 4" 1/4 available in all Gamma customizing finishes.
- Corner pieces E01, E20 and S20/D20 are odd pieces and can be used with all above groups X - J - Y.
- For technical reasons, available only on those leathers not thicker than 0.06" (Club, Piuma, Burt, Maori and Nabuk) and only with standard stitching style.
- Geometric patterns fabric is not recommended.

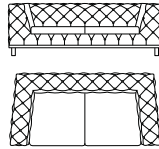
## NOTE

- Dimensioni: la prima cifra indica i centimetri, la seconda cifra indica i pollici.
- Cuscini consigliati C11 e C12 (CUC 501B).
- Cuscini decorativi in diverse dimensioni e finiture vedi listino accessori.
- Piedi in metallo altezza 11 cm, disponibili in tutte le finiture Gamma.
- Gli elementi E01, E20 ed S20/D20 possono essere utilizzati indifferentemente con i gruppi X - J - Y.
- Disponibile solo in pelli con spessore massimo 1.6 (Club, Piuma, Burt, Maori e Nabuk) e solo con cucitura standard, per ragioni di fattibilità.
- Sconsigliato tessuto con disegni geometrici.

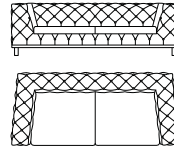
**PNO**  
118 / 46"



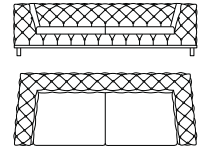
**D2**  
216 / 85"



**D2M**  
235 / 93"



**D3**  
254 / 100"



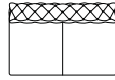
**X**

all items in group X have the same seat width / tutti gli elementi del gruppo X hanno lo stesso modulo di seduta

**E22**  
79 / 31"



**E24**  
158 / 62"



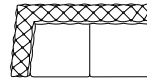
**S23**  
108 / 43"



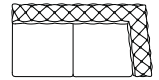
**D23**  
108 / 43"



**S21**  
187 / 74"



**D21**  
187 / 74"



**S25**  
133 / 52"



**D25**  
133 / 52"



**S29**  
108 / 43"



**D29**  
108 / 43"

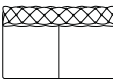


DEPTH 150 / 59"

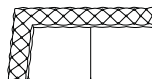
**Y**

all items in group Y have the same seat width / tutti gli elementi del gruppo Y hanno lo stesso modulo di seduta

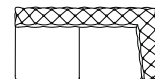
**E14**  
177 / 70"



**S02**  
206 / 81"



**D02**  
206 / 81"



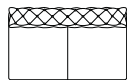
**J**

all items in group J have the same seat width / tutti gli elementi del gruppo J hanno lo stesso modulo di seduta

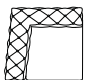
**E11**  
98 / 39"



**E15**  
196 / 77"



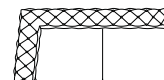
**S13**  
127 / 50"



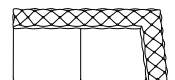
**D13**  
127 / 50"



**S03**  
225 / 89"



**D03**  
225 / 89"



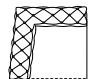
**S17**  
152 / 60"



**D17**  
152 / 60"



**S31**  
127 / 50"



**D31**  
127 / 50"

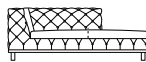


DEPTH 150 / 59"

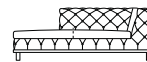
**E01**  
98 / 39"



**SCH**  
193 / 76"



**DCH**  
193 / 76"



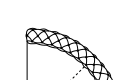
**E20**  
163X163 / 64X64"



**S20**  
163X219 / 64X86"



**D20**  
163X219 / 64X86"



**EV4**  
100X100XH.39 / 39X39XH.15"



**EV2**  
138X60XH.39 / 54X24XH.15"



**EVX**  
42X42XH.39 / 17X17XH.15"



**C11** SUGGESTED PILLOW  
50X50 / 20X20"



STITCHINGS  
CUC 501B

**C12** SUGGESTED PILLOW  
60X60 / 24X24"



STITCHINGS  
CUC 501B